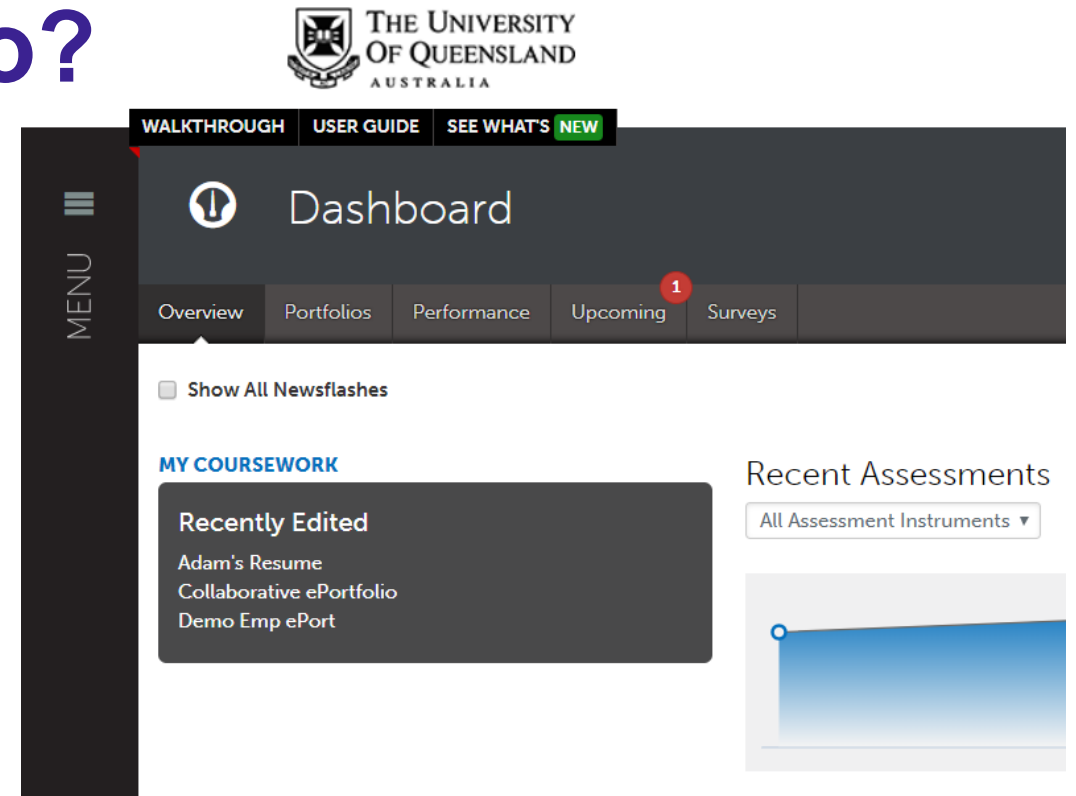


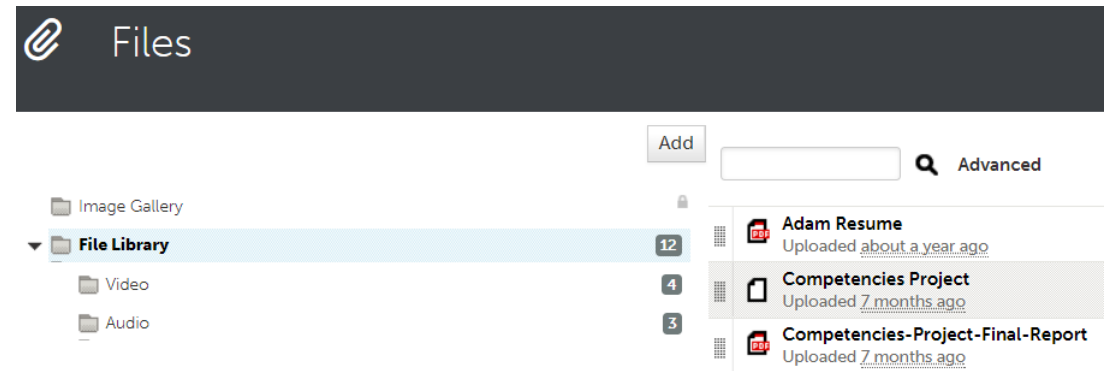
Why use the UQ ePortfolio?

- Collecting & Organising
- Collaborating
- *my ePortfolio*



Collecting & Organising

- Online file library
- Collect artefacts
 - Documents
 - Video
 - Audio
 - Images
- Automatically collects any work submitted through the ePortfolio
- Add artefacts from beyond your studies
- Organise and present your learning
- Show off your best work
- Make your progress visible
- Connect different aspects of your learning



Reflecting

- All of your reflections in one place
- Make your progress visible
- Plan for future development



JOURNALS GUIDE



Journals

FORM Reflective Diaries

LAST UPDATED

Placement 1

NEW

Placement details

		Details
1	Date of placement	<input type="text"/>
2	Start time	<input type="text"/>
3	End time	<input type="text"/>

NEW

Reflection

Description plus reflection, 150 - 500 words suggested.



The screenshot shows a theme preview for 'My Academic Portfolio'. At the top left is the University of Queensland Australia logo. The main header area has a blue and green gradient with the text 'My Academic Portfolio'. Below this is a profile picture placeholder and the name 'Adam Samueleport'. The content area is titled 'Section 1 (Page Title)' and contains several sub-sections (Section 1.1, 1.1.1, 1.1.2, 1.1.3) with placeholder text. On the right side, there is a 'Theme Name' input field, a checkbox for 'Apply theme to Adam's Resume', a 'Type' dropdown set to 'Personal Theme', and various styling options for header, banner, and navigation, including color pickers and checkboxes. An 'Update Theme Preview' button is at the bottom of the settings panel.

my ePortfolio

- Create an ePortfolio to
 - Showcase yourself as a professional
 - Communicate your suitability against criteria
 - Reflect on tangible examples of experience



Alice Cooper





Home

SKILLS & EXPERIENCE

- Extra-Curricular
- Work Gallery: Design
 - Web Design
 - Mobile Apps
- Work Samples: Video
- Work Samples: User Experience
- Contact

SKILLS

My skills range from design to coding to video production and social media strategy

			
Design	User Experience	Video	Technology
Web Design Mobile Apps Branding	Information Architecture Wireframing Content Strategy	Animation Motion Graphics Post-Production	Html and CSS JavaScript and JQuery PHP AND ASPX

RETURN TO MY COURSEWORK

Adam's Resume

0 Overdue Submission(s) 0 Submission(s) Due Now 0 Upcoming Submission(s) 0 Submitted

Customizable table of contents

Enable Table of Contents Edit Mode

- Home
 - Curriculum Vitae
 - Australian Professional Standards for Teachers (Graduate)
 - Know Students & How They Learn
 - 11 Use teaching strategies based on knowledge of students' physical, social and intellectual development and chara...
 - 12 Structure teaching programs using research and collegial advice about how students learn
 - 13 Design and implement teaching strategies that are responsive to the learning strengths and needs of students fro...
 - 14 Design and implement effective teaching strategies that are responsive to the local community and cultural settin...
 - 15 Develop teaching activities that incorporate differentiated strategies to meet the specific learning needs of stude...
 - 16 Design and implement teaching activities that support the participation and learning of students with disability an...